

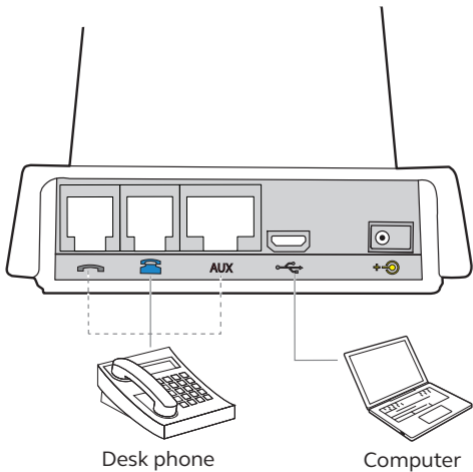
Jabra Engage 65



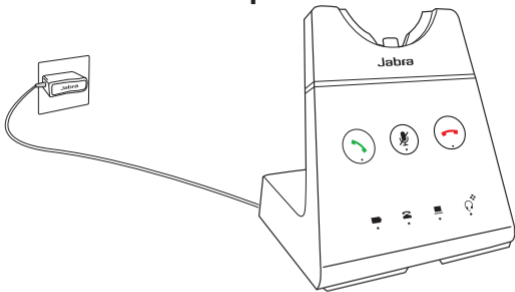
Quick start guide

GN Making Life Sound Better





Connect to power

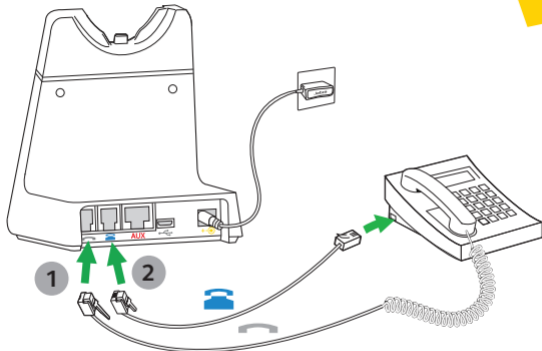


Plug the base into a power supply, and then follow the voice-guided menu to get connected.

The voice-guided menu will help you connect to your computer or desk phone. For desk phones, connect all cables before following the voice guidance (refer to the following pages).

Desk phone cables

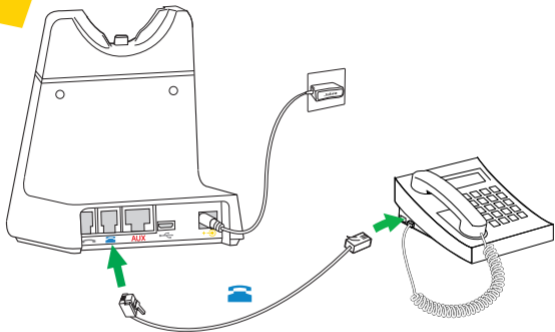
OR



Desk phone without headset port

Connect the cables (as illustrated), and then follow the voice-guided menu to complete desk phone setup.

OR

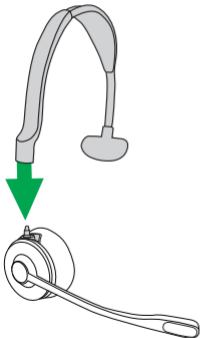


Desk phone with headset port

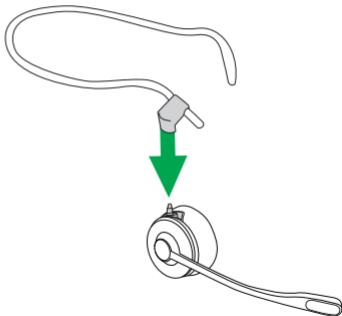
Connect the cables (as illustrated), and then follow the voice-guided menu to complete desk phone setup.

How to wear

Headband

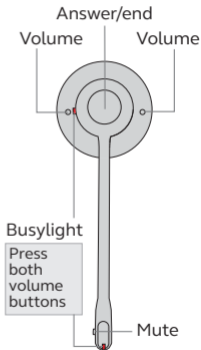
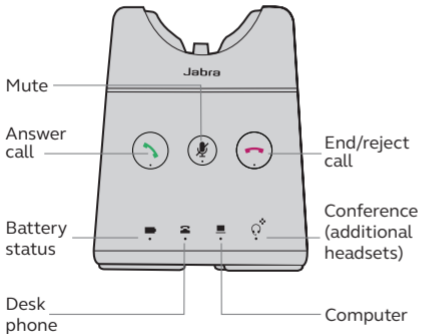


Neckband



The headset can be worn on the left or right ear.

How to use



© 2018 GN Audio A/S. All rights reserved. Jabra® is a trademark of GN Audio A/S.

Made in China

Model: WHB050BS / WHB051HS

FCC ID: BCE-WHB050BS / BCE-WHB051HS

IC: 2386C-WHB050BS / 2386C-WHB051HS
