

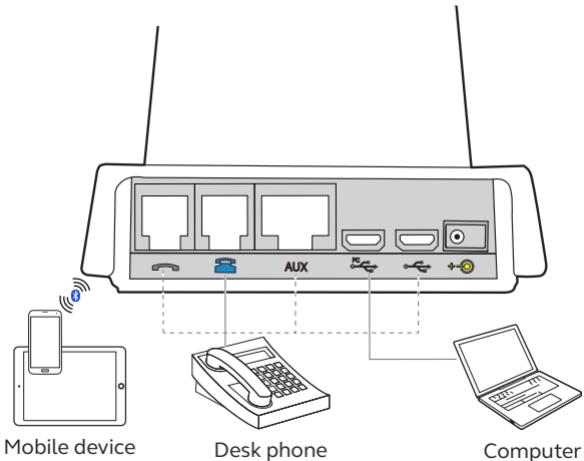
Jabra Engage 75



Quick start guide

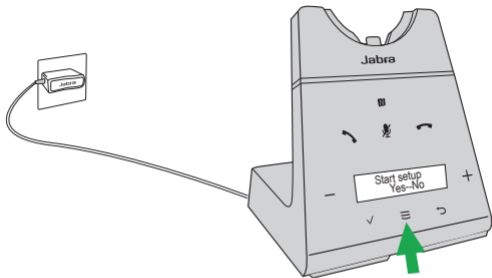
GN Making Life Sound Better





Connect to power

ENGLISH

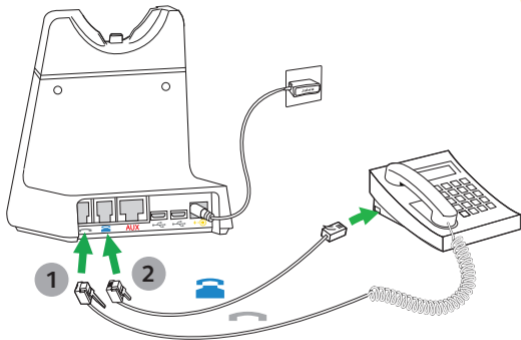


Plug the base into a power supply, and then follow the set up instructions on the screen.

The set up instructions will help you connect to your computer, mobile device or desk phone. For desk phones, first connect all the cables (refer to the following pages).

Desk phone cables

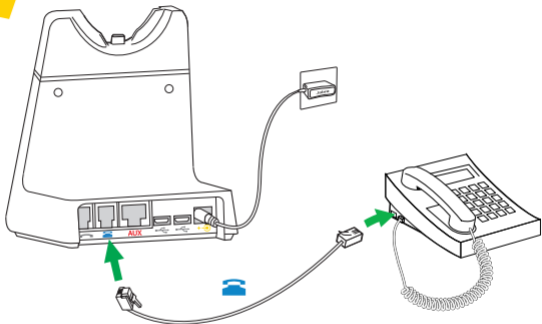
OR



Desk phone without headset port

Connect the cables (as illustrated), and then start the Setup Wizard in the menu to complete desk phone setup.

OR

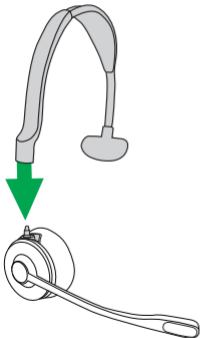


Desk phone with headset port

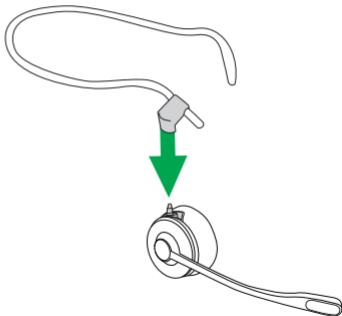
Connect the cables (as illustrated), and then start the Setup Wizard in the menu to complete desk phone setup.

How to wear

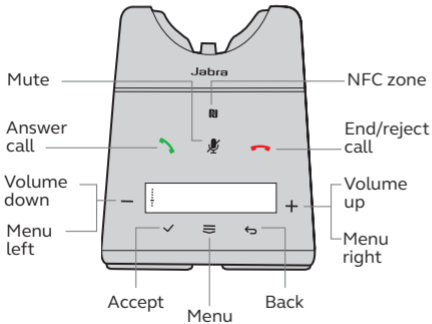
Headband



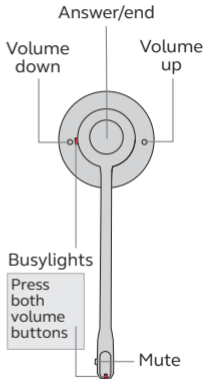
Neckband



The headset can be worn on the left or right ear.



Down = tap
Up = hold



© 2018 GN Audio A/S. All rights reserved. Jabra® is a trademark of GN Audio A/S. The Bluetooth® word mark and logos are registered trademarks owned by the Bluetooth SIG, Inc. and any use of such marks by GN Audio A/S is under license.

Made in China

Model: WHB051BS / WHB051HS

FCC ID: BCE-WHB051BS / BCE-WHB051HS

IC: 2386C-WHB051BS / 2386C-WHB051HS

